







EZSeries Dedicated OS Selection Guide & Specifications

EZSeries 4-inch and 6-inch Model Specifications





| Part Number | <i>EZ-S4M-FS</i> (All Serial Drivers) \$199 | <i>EZ-T4C-FS</i> (All Serial Drivers) \$299 | <i>EZ-S6W-RS</i> (Non-expandable) \$369 |
|------------------------------|--|---|---|
| | <i>EZ-S4M-FE</i> (Ethernet Model) \$299 | <i>EZ-T4C-FE</i> (Ethernet Model) \$399 | <i>EZ-S6W-RSU</i> \$798 (Universal Ethernet, No Flash/RAM expansion) |
| |  |  |  |
| Specification | 4" slim bezel grayscale | 4" color slim bezel | 6" white on blue |
| Enclosure | NEMA 4, 4X (indoor) | NEMA 4, 4X (indoor) | NEMA 4, 4X (indoor) |
| Display Type | 3.8" STN (16 shades of gray) | 3.5" TFT (128-color palette) | 5.7" STN (4 shades of blue) |
| Display View Area | 3.14"x2.39" (79.8x60.6 mm) | 2.87"x2.18" (72.9x55.4 mm) | 4.72"x3.5" (119.4x88.9 mm) |
| Screen Pixels | 320x240 | | 320x240 |
| Brightness/Life | 140 nits/50,000 hours | 400 nits/75,000 hours | 140 nits/50,000 hours |
| Touch Screen | 48 resistive touch cells (8x6) | | 48 resistive touch cells (8x6) |
| CPU Type | Motorola Coldfire 32-bit CPU (40 MHz) | | |
| Service Power | 24VDC (20-30VDC operating range), 1.2A switching supply recommended | | |
| Power | Backlight On | 10 watts @ 24VDC | 12 watts @ 24VDC |
| | Backlight OFF | 3 watts @ 24VDC | 5 watts @ 24VDC |
| Agency Approval | UL, CUL, CE | UL, CUL, CE | UL, CUL, CE |
| Operating Temp. | 0° to 40° C (32 to 113° F) | 0° to 55° C (32 to 131° F) | 0° to 45° C (32 to 113° F) |
| Storage Temp. | -20 to 60°C (-4 to 140°F) | | |
| Humidity | 10-95% RH, noncondensing | | |
| Electrical Noise | NEMA ICS 2-230 showering arc ANSI C37.90a-1974 SWC Level C Chattering Relay Test | | |
| Withstand Voltage | 1000VDC (1 minute), between power supply input terminal and protective ground (FG) | | |
| Insulation Res. | Over 20 MΩ, between power supply input and terminal and protective ground (FG) | | |
| Vibration | 5 to 55Hz 2G for 2 hours in the X, Y and Z axes | | |
| Shock | 10G for under 12ms in the X, Y and Z axes | | |
| User Memory | 256KB System RAM memory only | | |
| # of Screens | Up to 999 limited by memory | | |
| Real Time Clock | Not in Panel (PLC clock is still accessible if available) | | Built into panel (PLC clock is still accessible if available) |
| Screen Saver | Yes, Backlight off | | |
| Serial Communications | PLC port: RS-232/RS-422/RS-485 15-pin D-sub (female) | | |
| | Download/program port: RS-232/RS-422/RS-485 9-pin D-sub (female) | | |
| | Optional Ethernet with Ethernet IP, EZ IP, Modbus TCP/IP, SRTP, Koyo ECOM and TCP/IP for Programming | | For Universal Ethernet model 15 D-sub is replaced by Universal Ethernet port |
| External Dimensions | 6.145"x8.048"x2.433" (156.078x204.407x51.786mm) | 7.30"x8.94"x2.29" (185.42x226.076x58.166mm) | 6.145"x8.048"x2.433" (156.078x204.407x51.786mm) |
| Weight | 1.4 lbs | 1.4 lbs | 1.7 lbs |

EZSeries Dedicated OS Selection Guide & Specifications





| EZSeries 6-inch Model Specifications | | | |
|--------------------------------------|---|---|---|
| Part Number | EZ-S6M-F (All Serial Drivers) \$479 | EZ-S6M-FS (Full Featured) \$449 | EZ-S6C-F (All Serial Drivers) \$699 |
| | EZ-S6M-FH (DH+, Remote I/O) \$979 | EZ-S6M-FSC (CC Link) \$1049 | EZ-S6C-FH (DH+, Remote I/O) \$1199 |
| | EZ-S6M-R (Non-expandable) \$399 | EZ-S6M-FSD (DeviceNet) \$1049 | EZ-S6C-K (Koyo Only) \$699 |
| | | EZ-S6M-FSE (Ethernet IP) \$1049 | |
| | | EZ-S6M-FSH (DH+, Remote I/O) \$1049 | |
| | | EZ-S6M-FSM (Modbus Plus) \$1049 | |
| | | EZ-S6M-FSP (Profibus) \$1049 | |
| | | EZ-S6M-FST (Modbus TCP/IP) \$849 | |
| | | EZ-S6M-FSU (Universal Ethernet) \$848 | |
| | | EZ-S6M-ES (EZPLC) \$399 | |
| | EZ-S6M-RS (Non-expandable) \$399 | | |
| | EZ-S6M-RMC (RMC card installed) \$549 | | |
| |  |  |  |
| Specification | 6" gray scale | 6" slim bezel gray scale | 6" color |
| Enclosure | NEMA 4, 4X (indoor) | NEMA 4, 4X (indoor) | NEMA 4, 4X (indoor) |
| Display Type | 5.7" STN (16 shades of gray) | | 5.7" STN (128 colors) |
| Display View Area | 4.72"x3.5" (119.4x88.9 mm) | | |
| Screen Pixels | 320x240 | | |
| Brightness/Life | 140nits/50,000 hours | 140nits/50,000 hours | 200nits/40,000 hours |
| Touch Screen | 48 resistive touch cells (8x6) | 192 resistive touch cells (16x12) except -ES and -RS models have 48 (8x6) | 48 resistive touch cells (8x6) |
| CPU Type | Motorola Coldfire 32-bit CPU (40 MHz) | | |
| Service Power | 24VDC (20-30VDC operating range), 1.2A switching supply recommended | | |
| Power | Backlight On | 12 watts @ 24VDC | 13 watts @ 24VDC |
| | Backlight OFF | 5 watts @ 24VDC | 6 watts @ 24VDC |
| Agency Approval | UL, CUL, CE | | |
| Operating Temp. | 0 to 45°C (32 to 113°F) | | |
| Storage Temp. | -20 to 60°C (-4 to 140°F) | | |
| Humidity | 10-95% RH, noncondensing | | |
| Electrical Noise | NEMA ICS 2-230 showering arc ANSI C37.90a-1974 SWC Level C Chattering Relay Test | | |
| Withstand Voltage | 1000VDC (1 minute), between power supply input terminal and protective ground (FG) | | |
| Insulation Res. | Over 20 MΩ, between power supply input and terminal and protective ground (FG) | | |
| Vibration | 5 to 55Hz 2G for 2 hours in the X, Y and Z axes | | |
| Shock | 10G for under 12ms in the X, Y and Z axes | | |
| User Memory | (all except -R) 512KB system RAM memory, 512K and 1MB Option RAM Card for Memory Expansion; 1MB or 2MB Option Flash Card for Memory Backup/Transfer (-R) 256KB System RAM memory only | (all except -ES and -RS) 512KB system RAM memory, 512K and 1MB Option RAM Card for Memory Expansion; 1MB or 2MB Option Flash Card for Memory Backup/Transfer (-ES and -RS) 256KB System RAM memory only | 512KB system RAM memory, 512K and 1MB Option RAM Card for Memory Expansion; 1MB or 2MB Option Flash Card for Memory Backup/Transfer |
| | | | |
| # of Screens | Up to 999 limited by memory | | |
| Real Time Clock | Built into panel (PLC clock is still accessible if available) | | |
| Screen Saver | Yes, Backlight off | | |
| Serial Communications | PLC port: RS-232/RS-422/RS-485 15-pin D-sub (female) | | |
| | Download/program port: RS-232/RS-422/RS-485 9-pin D-sub (female) | | |
| | No Ethernet | For Universal Ethernet model 15 D-sub is replaced by Universal Ethernet port | No Ethernet |
| External Dimensions | 7.30"x8.94"x2.29" (185.42x226.076x58.166mm) | 6.145"x8.048"x2.433" (156.078x204.407x51.786mm) | 7.30"x8.94"x2.29" (185.42x226.076x58.166mm) |
| Weight | 1.4 lbs | 1.7 lbs | 1.4 lbs |

EZSeries Dedicated OS Selection Guide & Specifications

EZSeries 6 and 8-inch Model Specifications

| Part Number | EZ-S6C-FS (Full Featured) \$649 | EZ-T6C-FS (Full Featured) \$769 | EZ-S8C-F (Full Featured) \$849 | EZ-S8C-FS (Full Featured) \$849 |
|--|---|---|---|---|
| | EZ-S6C-FSC (CC Link) \$1299 | EZ-T6C-FSC (CC Link) \$1499 | EZ-S8C-FC (CC Link) \$1449 | EZ-S8C-FSC (CC Link) \$1449 |
| | EZ-S6C-FSD (DeviceNet) \$1299 | EZ-T6C-FSD (DeviceNet) \$1499 | EZ-S8C-FD (DeviceNet) \$1449 | EZ-S8C-FSD (DeviceNet) \$1449 |
| | EZ-S6C-FSE (Ethernet IP) \$1699 | EZ-T6C-FSE (Ethernet IP) \$1499 | EZ-S8C-FE (Ethernet IP) \$1449 | EZ-S8C-FSE (Ethernet IP) \$1499 |
| | EZ-S6C-FSH (DH+, Remote I/O) \$1299 | EZ-T6C-FSH (DH+, Remote I/O) \$1499 | EZ-S8C-FH (DH+, Remote I/O) \$1449 | EZ-S8C-FSH (DH+, Remote I/O) \$1449 |
| | EZ-S6C-FSM (Modbus Plus) \$1299 | EZ-T6C-FSM (Modbus Plus) \$1499 | EZ-S8C-FM (Modbus Plus) \$1449 | EZ-S8C-FSM (Modbus Plus) \$1449 |
| | EZ-S6C-FSP (Profibus) \$1299 | EZ-T6C-FSP (Profibus) \$1499 | EZ-S8C-FP (Profibus) \$1449 | EZ-S8C-FSP (Profibus) \$1499 |
| | EZ-S6C-FST (Modbus TCP/IP) \$1069 | EZ-T6C-FST (Modbus TCP/IP) \$1269 | EZ-S8C-FT (Modbus TCP/IP) \$1399 | EZ-S8C-FST (Modbus TCP/IP) \$1399 |
| | EZ-S6C-FSU (Universal Ethernet) \$1098 | EZ-T6C-FSU (Universal Ethernet) \$1398 | EZ-S8C-FU (Universal Ethernet) \$1248 | EZ-S8C-FSU (Universal Ethernet) \$1248 |
| | EZ-S6C-ES (EZPLC) \$649 | EZ-T6C-ES (EZPLC) \$769 | EZ-S8C-RMC (RMC card installed) \$999 | EZ-S8C-RMC (RMC card installed) \$999 |
| | EZ-S6C-KS (Koyo only) \$649 | EZ-T6C-RMC (RMC card installed) \$919 | | |
| EZ-S6C-RMC (RMC card installed) \$799 | | | | |
| |  |  |  |  |
| Specification | 6" color slim bezel | | 8" color slim bezel | |
| Enclosure | NEMA 4, 4X (indoor) | | NEMA 4, 4X (indoor) | NEMA 4, 4X, FDA compliant |
| Display Type | 5.7" STN (128-color palette) | 5.7" TFT (128-color palette) | 8.2" STN (128-color palette) | |
| Display View Area | 4.65"x3.5" (118.1 x 88.9mm) | | 6.65"x5.024" (168.9 x 127.61mm) | |
| Screen Pixels | 320x240 | | 640x480 | |
| Brightness/Life | 200nits/40,000 hours | 400nits/75,000 hours | 140 nits/25,000 hours | 140 nits/25,000 hours |
| Touch Screen | 192 resistive touch cells (16x12) | | | |
| CPU Type | Motorola Coldfire 32-bit CPU (40 MHz) | | | |
| Service Power | 24VDC (20-30VDC operating range), 1.5A switching supply recommended | | | |
| Power | Backlight On | 13 Watts @ 24VDC | 15 Watts @ 24VDC | 16 Watts @ 24VDC |
| | Backlight Off | 6 Watts @ 24VDC | 8 Watts @ 24VDC | 9 Watts @ 24VDC |
| Agency Approval | UL, CUL, CE | | UL, CUL, CE pending | |
| Operating Temp. | 0 to 50°C (32 to 122°F) | | 0 to 55°C (32 to 131°F) | |
| Storage Temp. | -25 to 60°C (-13 to 140°F) | | -25 to 65°C (-13 to 149°F) | |
| Humidity | 10-95% RH, noncondensing | | | |
| Electrical Noise | NEMA ICS 2-230 showering arc ANSI C37.90a-1974 SWC Level C Chattering Relay Test | | | |
| Withstand Voltage | 1000VDC (1 minute), between power supply input terminal and protective ground (FG) | | | |
| Insulation Res. | Over 20 MΩ, between power supply input and terminal and protective ground (FG) | | | |
| Vibration | 5 to 55Hz 2G for 2 hours in the X, Y and Z axes | | | |
| Shock | 10G for under 12ms in the X, Y and Z axes | | | |
| User Memory | 512KB system RAM memory, 512K and 1MB Option RAM Card for Memory Expansion; 1MB or 2MB Option Flash Card for Memory Backup/Transfer | | | |
| # of Screens | Up to 999 limited by memory | | | |
| Real Time Clock | Built into panel (PLC clock is still accessible if available) | | | |
| Screen Saver | Yes, Backlight off | | | |
| Serial Communications | PLC port: RS-232/RS-422/RS-485 15-pin D-sub (female) | | | |
| | Download/program port: RS-232/RS-422/RS-485 9-pin D-sub (female) | | | |
| | For Universal Ethernet model 15 D-sub is replaced by Universal Ethernet port | | | |
| External Dimensions | 6.145"x8.048"x2.433" (156.078x204.407x51.786mm) | | 8.748"x10.894"x2.289" (222.199x276.708x58.136mm) | |
| Weight | 1.7 lbs | | 2.9 lbs | |

EZSeries Dedicated OS Selection Guide & Specifications

| EZSeries 8, 10 and 15-inch Model Specifications | | | | |
|---|---|---|--|---|
| Part Number | EZ-T8C-F (Full Featured) \$949 | EZ-T10C-F (Full Featured) \$1499 | EZ-T10C-FS (Full Featured) \$1499 | EZ-T15C-FS (Full Featured) \$2199 |
| | EZ-T8C-FC (CC Link) \$1799 | EZ-T10C-FC (CC Link) \$2199 | EZ-T10C-FSC (CC Link) \$2199 | EZ-T15C-FSC (CC Link) \$2999 |
| | EZ-T8C-FD (DeviceNet) \$1799 | EZ-T10C-FD (DeviceNet) \$2199 | EZ-T10C-FSD (DeviceNet) \$2199 | EZ-T15C-FSD (DeviceNet) \$2999 |
| | EZ-T8C-FE (Ethernet IP) \$1799 | EZ-T10C-FE (Ethernet IP) \$2199 | EZ-T10C-FSE (Ethernet IP) \$2199 | EZ-T15C-FSE (Ethernet IP) \$2999 |
| | EZ-T8C-FH (DH+, Remote I/O) \$1799 | EZ-T10C-FH (DH+, Remote I/O) \$2199 | EZ-T10C-FSH (DH+, Remote I/O) \$2199 | EZ-T15C-FSH (DH+, Remote I/O) \$2999 |
| | EZ-T8C-FM (Modbus Plus) \$1799 | EZ-T10C-FM (Modbus Plus) \$2199 | EZ-T10C-FSM (Modbus Plus) \$2199 | EZ-T15C-FSM (Modbus Plus) \$2999 |
| | EZ-T8C-FP (Profibus) \$1799 | EZ-T10C-FP (Profibus) \$2199 | EZ-T10C-FSP (Profibus) \$2199 | EZ-T15C-FSP (Profibus) \$2999 |
| | EZ-T8C-FT (Modbus TCP/IP) \$1799 | EZ-T10C-FT (Modbus TCP/IP) \$2199 | EZ-T10C-FST (Modbus TCP/IP) \$2199 | EZ-T15C-FST (Modbus TCP/IP) \$2999 |
| | EZ-T8C-FU (Universal Ethernet) \$1698 | EZ-T10C-FU (Universal Ethernet) \$1998 | EZ-T10C-FSU (Universal Ethernet) \$1998 | EZ-T15C-FSU (Universal Ethernet) \$2698 |
| | EZ-T8C-E (EZPLC) \$949 | EZ-T10C-E (EZPLC) \$1499 | EZ-T10C-RMC (RMC card installed) \$1649 | EZ-T15C-RMC (RMC card installed) \$2349 |
| | EZ-T8C-RMC (RMC card installed) \$1099 | EZ-T10C-RMC (RMC card installed) \$1649 | | |
| |  |  |  |  |
| Specification | 8" color slim bezel | | 10" color slim bezel | |
| Enclosure | NEMA 4, 4X (indoor) | | NEMA 4, 4X (indoor) | |
| Display Type | 8" TFT (128-color palette) | | 10.4" TFT (128-color palette) | |
| Display View Area | 6.05"x4.55" (153.7 x 115.8mm) | | 8.31"x6.22" (211.07 x 158mm) | |
| Screen Pixels | 640x480 | | | |
| Brightness/Life | 370 nits/54,000 hours | | 400 nits/50,000 hours | |
| Touch Screen | 192 resistive touch cells (16x12) | | | |
| CPU Type | Motorola Coldfire 32-bit CPU (40 MHz) | | | |
| Service Power | 24VDC (20-30VDC operating range), 1.5A switching supply recommended | | | |
| Power | Backlight On | | 18 Watts @ 24VDC | |
| | Backlight Off | | 9 Watts @ 24VDC | |
| Agency Approval | UL, CUL, CE pending | | UL, CUL, CE | |
| Operating Temp. | 0 to 55°C (32 to 138°F) | | | |
| Storage Temp. | -25 to 65°C (-13 to 149°F) | | | |
| Humidity | 10-95% RH, noncondensing | | | |
| Electrical Noise | NEMA ICS 2-230 showering arc ANSI C37.90a-1974 SWC Level C Chattering Relay Test | | | |
| Withstand Voltage | 1000VDC (1 minute), between power supply input terminal and protective ground (FG) | | | |
| Insulation Res. | Over 20 MΩ, between power supply input and terminal and protective ground (FG) | | | |
| Vibration | 5 to 55Hz 2G for 2 hours in the X, Y and Z axes | | | |
| Shock | 10G for under 12ms in the X, Y and Z axes | | | |
| User Memory | 512KB system RAM memory, 512K and 1MB Option RAM Card for Memory Expansion; 1MB or 2MB Option Flash Card for Memory Backup/Transfer | | | 1MB system RAM memory, 512K and 1MB Option RAM Card for Memory Expansion; 1MB or 2MB Option Flash Card for Memory Backup/Transfer |
| # of Screens | Up to 999 limited by memory | | | |
| Real Time Clock | Built into panel (PLC clock is still accessible if available) | | | |
| Screen Saver | Yes, Backlight off | | | |
| Serial Communications | PLC port: RS-232/RS-422/RS-485 15-pin D-sub (female) | | | |
| | Download/program port: RS-232/RS-422/RS-485 9-pin D-sub (female) | | | |
| | For Universal Ethernet model 15 D-sub is replaced by Universal Ethernet port | | | |
| External Dimensions | 8.748"x10.894"x2.289" (222.199x276.708x58.136mm) | | 10.59"x13.58"x2.86" (268.99x344.93x72.64mm) | |
| Weight | 2.9 lbs | | 3.8 lbs | |
| | | | 7 lbs | |