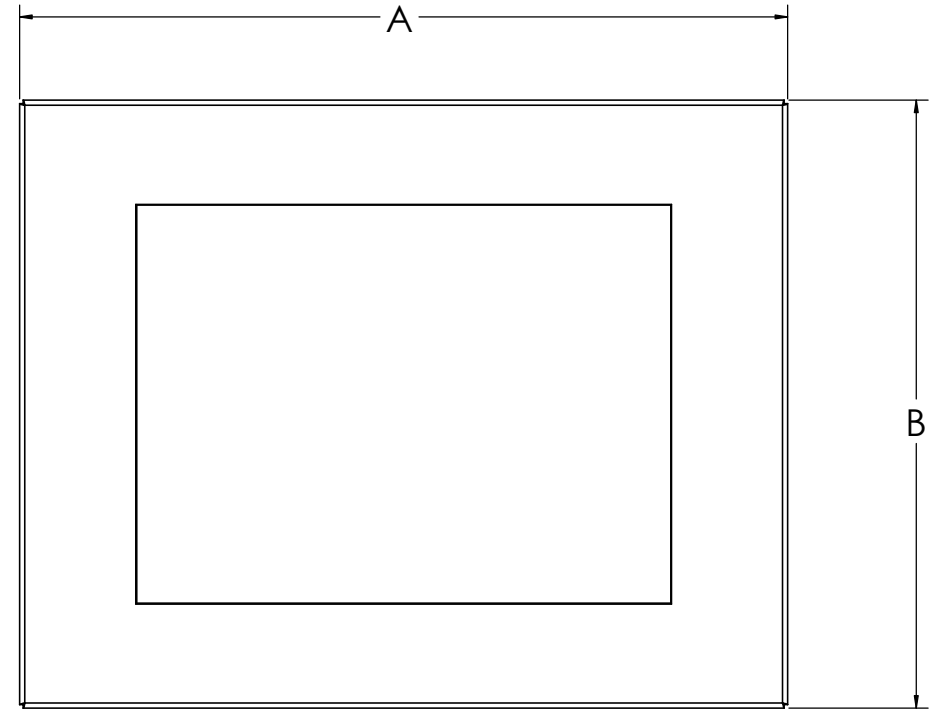
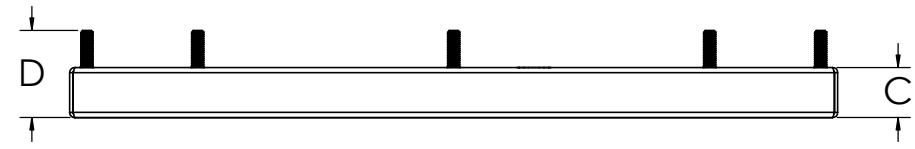
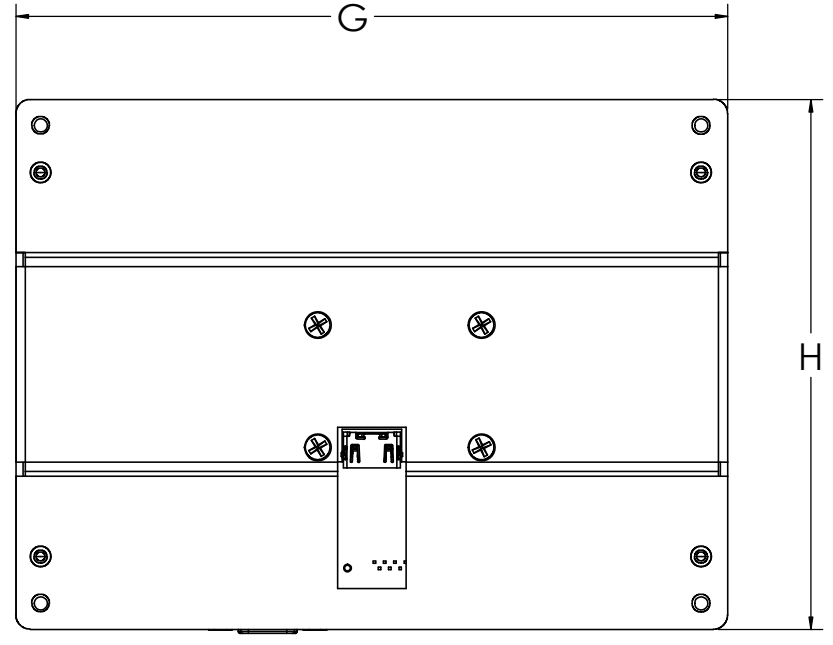


8 7 6 5 4 3 2 1

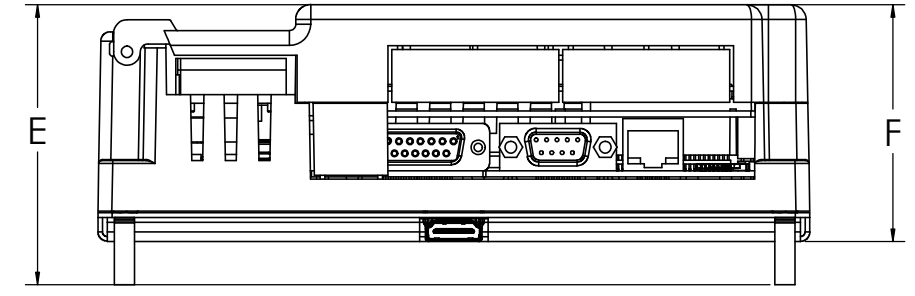


DISPLAY SIDE

UNIT SIZE	A	B	C	D
7 INCH	8.66 [220.0]	5.91 [150.1]	.78 [19.8]	1.36 [34.5]
8 INCH	10.62 [269.7]	8.52 [216.4]	.78 [19.8]	1.36 [34.5]
10 INCH	12.00 [304.8]	9.50 [241.3]	.78 [19.8]	1.36 [34.5]
12 INCH	13.19 [335.0]	10.63 [270.0]	.97 [24.6]	1.55 [39.4]



PREPROCESSOR SIDE



UNIT SIZE	E	F	G	H
7, 8, 10, 12 INCH	2.92 [74.2]	2.47 [62.7]	7.42 [188.5]	5.52 [140.2]

**PROPRIETARY AND CONFIDENTIAL**  
 THE INFORMATION CONTAINED IN THIS DRAWING IS THE SOLE PROPERTY OF AVG AUTOMATION. ANY REPRODUCTION IN PART OR AS A WHOLE WITHOUT THE WRITTEN PERMISSION OF AVG AUTOMATION IS PROHIBITED.

UNLESS OTHERWISE SPECIFIED:		NAME	DATE
DIMENSIONS ARE IN MILLIMETERS		DRAWN	LRP
TOLERANCES:		CHECKED	
FRACTIONAL: ±		ENG APPR.	SG
ANGULAR: MATCH BEND ±		MFG APPR.	
TWO PLACE DECIMAL ±		Q.A.	
THREE PLACE DECIMAL ±		COMMENTS:	
INTERPRET GEOMETRIC TOLERANCING PER:			
MATERIAL:			
FINISH:			
NEXT ASSY	USED ON		
APPLICATION	DO NOT SCALE DRAWING		

EZ AUTOMATION		
TITLE: EZ7 DIMENSIONS		
SIZE	DWG. NO.	REV
D		
SCALE: 1:1	WEIGHT:	SHEET 1 OF 1

8 7 6 5 4 3 2 1