





EZ3 Series PanelView Replacement HMI Specifications

EZ3 Series PanelView Replacement HMI Specifications				
Part Number	EZ3-T6C-E \$549 EZ3-T6C-EH \$1199	EZ3-T8C-E \$949 EZ3-T8C-EH \$1799	EZ3-T10C-E \$1199 EZ3-T10C-EH \$2299	EZ3-T15C-E \$1799 EZ3-T15C-EH \$3199
				
Specification	6" TFT Color Slim Bezel	8" TFT Color Slim Bezel	10" TFT Color Slim Bezel	15" TFT Color Slim Bezel
Replacement for	PV550, PV600 w. Serial, Ethernet or DH+ protocol	PV700, PV900 w. Serial, Ethernet or DH+ protocol	PV1000, PV1000E w. Serial, Ethernet or DH+ protocol	PV1200, PV1400, PV1400E w. Serial, Ethernet or DH+ protocol
Enclosure	NEMA 4, 4X (indoor)			
Display Type	5.7" TFT (65K Colors)	8" TFT (65K Colors)	10.4" TFT (65K Colors)	15" TFT (65K Colors)
Display View Area	4.65"x3.5" (118.1 x 88.9mm)	6.05"x4.55" (153.7 x 115.8mm)	8.31"x6.22" (211.07 x 158mm)	12.02"x9.01" (305.28 x 228.96mm)
Screen Pixels	320x240	640 x 480	800 x 600	1024x768
Brightness/Life	400 nits/75,000 hours (Even at extreme Operating Temp.)			
Backlight	White LED Strips			
Touch Screen	Analog Resistive Touch Screen			
Service Power	24 VDC (20-30 VDC Operating Range), 1.5A switching supply recommended			
Operating Temperature	0-55°C (32 - 131°F)			
Power	Backlight OFF	8 Watts @ 24 VDC		9 Watts @ 24 VDC
	Backlight ON	15 Watts @ 24 VDC	15 Watts @ 24 VDC	18 Watts @ 24 VDC
Storage Temp.	-25 to 65°C (-13 to 149°F)			
Humidity	10-95% RH, non-condensing			
Electrical Noise	NEMA ICS 2-230 showering arc ANSI C37.90a-1974 SWC Level C Chattering Relay Test			
Withstand Voltage	1000 VDC (1 Minute), between power supply input terminal and protective ground (FG)			
Insulation Res.	Over 20 MΩ , between power supply input terminal and protective ground (FG)			
Vibration	5 to 55Hz 2G for 2 hours in the X, Y and Z axes			
Shock	10G for under 12ms in the X, Y and Z axes			
# of Screens	Up to 999 limited by memory			
Real Time Clock	Built into Panel (PLC clock is still accessible if available)			
Screen Saver	Yes, Backlight off			
Serial/Ethernet Communications	PLC port: RS-232/RS-422/RS-485 15-Pin D-Sub (female)			
Serial/Ethernet Communications Option Cards	Download/program port: RS-232/RS-422/RS-485 9-pin D-sub (female)			
	Ethernet Built-in (10/100 Base-T)			
	DataHighway plus (-EH models)			
USB and MicroSD ports	1 USB port for programming, 1 USB port for Datalogging and 1 microSD slot for additional data storage			
External Dimensions	6.145"x8.048"x2.433" (156.078x204.407x51.786mm)	8.748"x10.894"x2.289" (222.199x276.708x58.136mm)	10.59"x13.58"x2.86" (268.99x344.93x72.64mm)	13"x16.75"x4.66" (332x425.25x118.36mm)
Weight	1.7 lbs	2.9 lbs	3.8 lbs	3.8 lbs
Agency Approval	UL, cUL, CE			