




EZTouch Original PanelView Replacement Specifications with DH+/RIO

| EZTouch Original 4", 6", 8" & 10" Model Specifications | | | |
|--|---|--|---|
| Part Number | EZ-T6C-FS (Full Featured) \$799 EZ-T6C-FSH (DH+, Remote I/O) \$1499 | EZ-T8C-FS (Full Featured) \$1049 EZ-T8C-FH (DH+, Remote I/O) \$1799 | EZ-T10C-FS (Full Featured) \$1699 EZ-T10C-FSH (DH+, Remote I/O) \$2199 |
| |  |  |  |
| Specification | 6" color slim bezel | 8" color slim bezel | 10" color slim bezel |
| Replacement for | PV550, PV600, PV700 w. Serial, Ethernet | PV700, PV900 w. Serial, Ethernet or DH+ protocol | PV1000, PV1000E w. Serial, Ethernet or DH+ protocol |
| Enclosure | NEMA 4, 4X (indoor) | NEMA 4, 4X (indoor) | NEMA 4, 4X (indoor) |
| Display Type | 5.7" TFT (128-color palette) | 8" TFT (128-color palette) | 10.4" TFT (128-color palette) |
| Display View Area | 4.65"x3.5" (118.1 x 88.9mm) | 6.05"x4.55" (153.7 x 115.8mm) | 8.31"x6.22" (211.07 x 158mm) |
| Screen Pixels | 320x240 | 800 x 600 | |
| Brightness/Life | 400 nits/75,000 hours | | |
| Touch Screen | 192 resistive touch cells (16x12) | | |
| CPU Type | Motorola Coldfire 32-bit CPU (40 MHz) | | |
| Service Power | 24VDC (20-30VDC operating range), 1.2A switching supply recommended | | |
| Power | Backlight On | 15 watts @ 24VDC | 18 watts @ 24VDC |
| | Backlight OFF | 8 watts @ 24VDC | 9 watts @ 24VDC |
| Agency Approval | UL, CUL, CE | | |
| Operating Temp. | 0° to 55° C (32 to 131° F) | 0 to 55°C (32 to 138°F) | |
| Storage Temp. | -25 to 65°C (-13 to 149°F) | | |
| Humidity | 10-95% RH, noncondensing | | |
| Electrical Noise | NEMA ICS 2-230 showering arc ANSI C37.90a-1974 SWC Level C Chattering Relay Test | | |
| Withstand Voltage | 1000VDC (1 minute), between power supply input terminal and protective ground (FG) | | |
| Insulation Res. | Over 20 MΩ, between power supply input and terminal and protective ground (FG) | | |
| Vibration | 5 to 55Hz 2G for 2 hours in the X, Y and Z axes | | |
| Shock | 10G for under 12ms in the X, Y and Z axes | | |
| User Memory | 256KB System RAM memory only | | |
| # of Screens | Up to 999 limited by memory | | |
| Real Time Clock | Built into panel (PLC clock is still accessible if available) | | |
| Screen Saver | Yes, Backlight off | | |
| Serial Communications | PLC port: RS-232/RS-422/RS-485 15-pin D-sub (female) | | |
| | Download/program port: RS-232/RS-422/RS-485 9-pin D-sub (female) | | |
| Ethernet | For Universal Ethernet model 15 D-sub is replaced by Universal Ethernet port with Ethernet IP, EZ IP, Modbus TCP/IP, SRTIP, Koyo ECOM | | |
| Hardware drivers | DH+/RIO or Profibus or DeviceNet or CCLink or Modbus Plus | | |
| External Dimensions | 6.145"x8.048"x2.433" (156.078x204.407x51.786mm) | 8.748"x10.894"x2.289" (222.199x276.708x58.136mm) | 10.59"x13.58"x2.86" (268.99x344.93x72.64mm) |
| | 1.7 lbs | 2.9 lbs | 3.8 lbs |

Proudly Made in America