

8

7

6

5

4

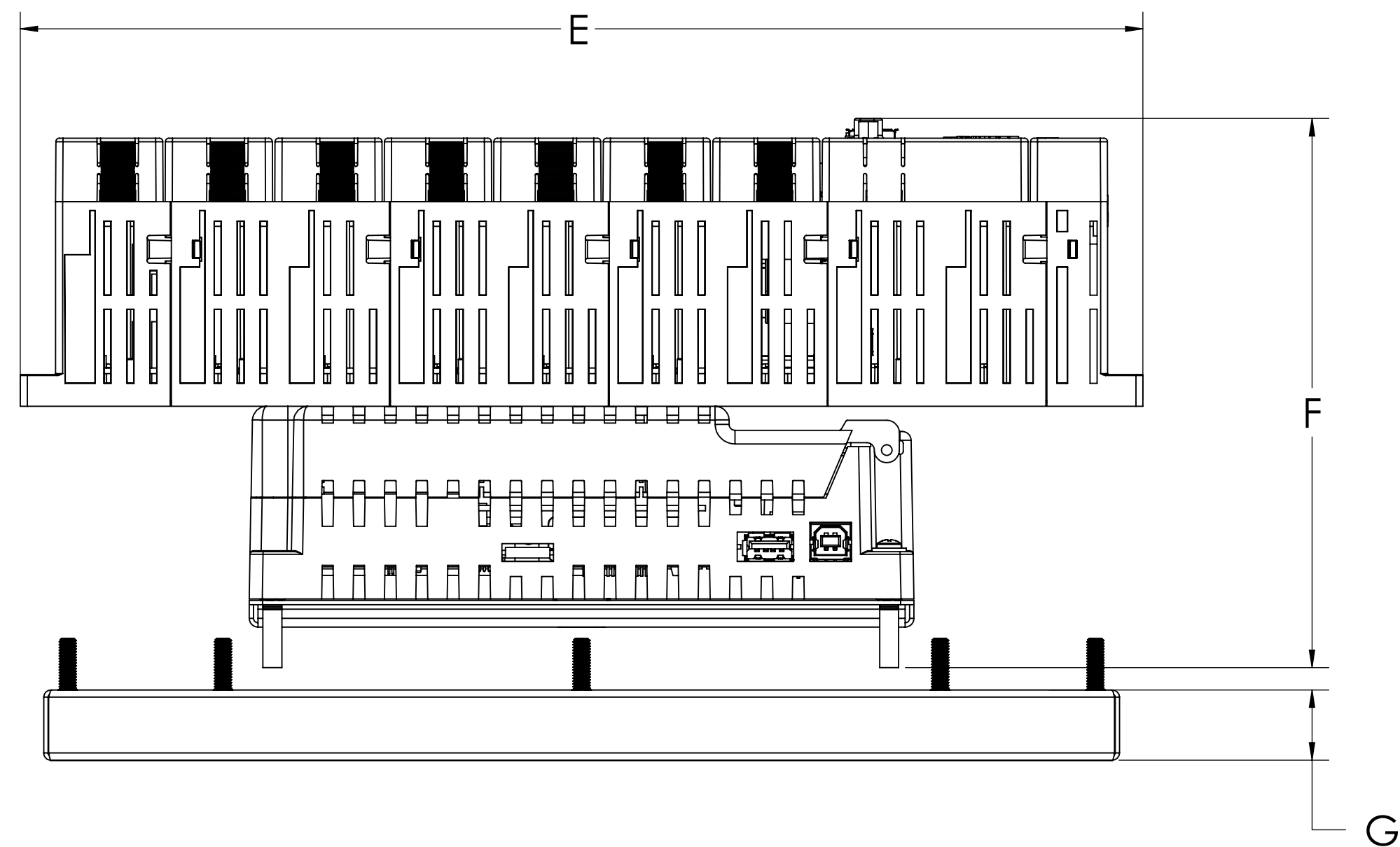
3

2

1

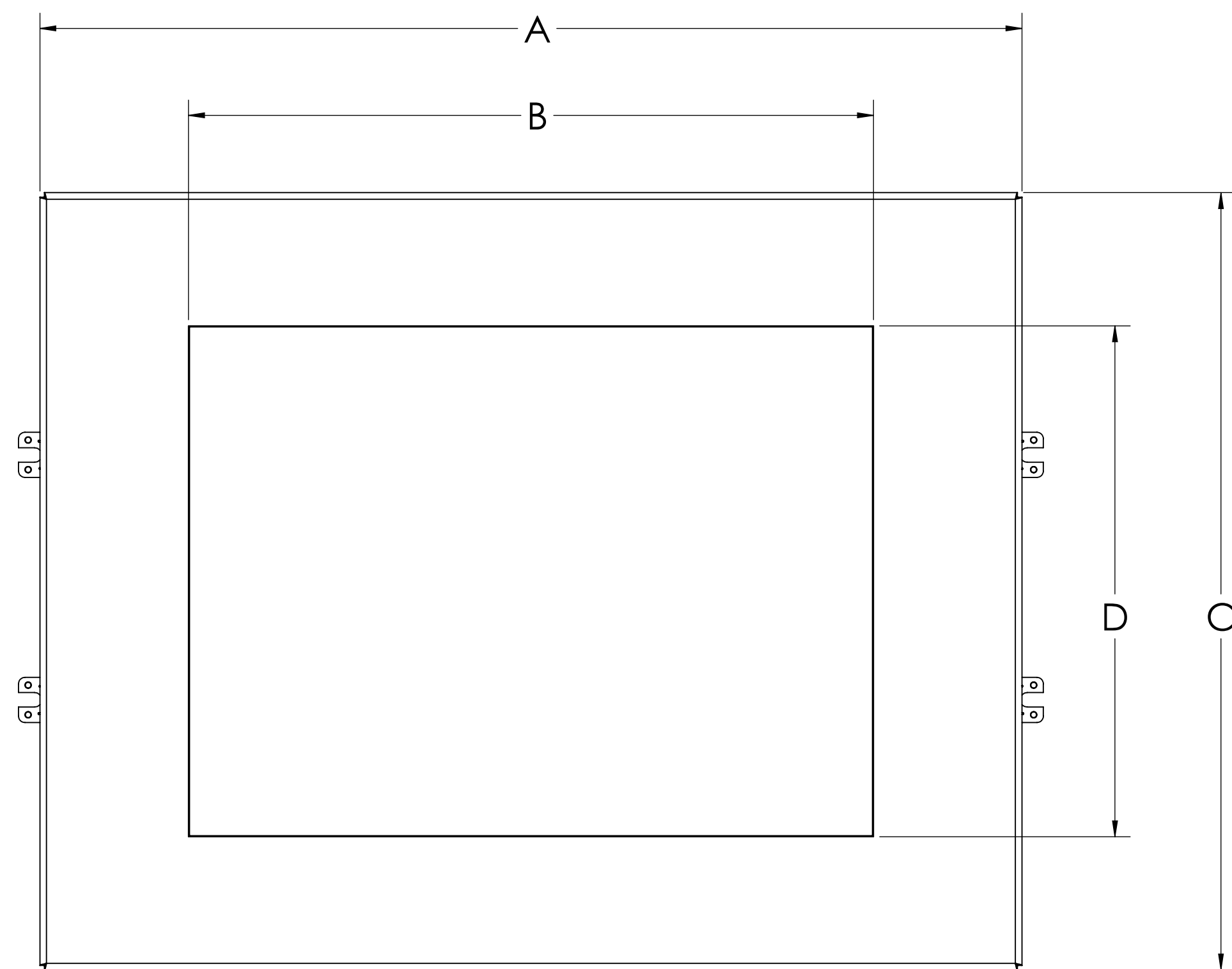
D

D



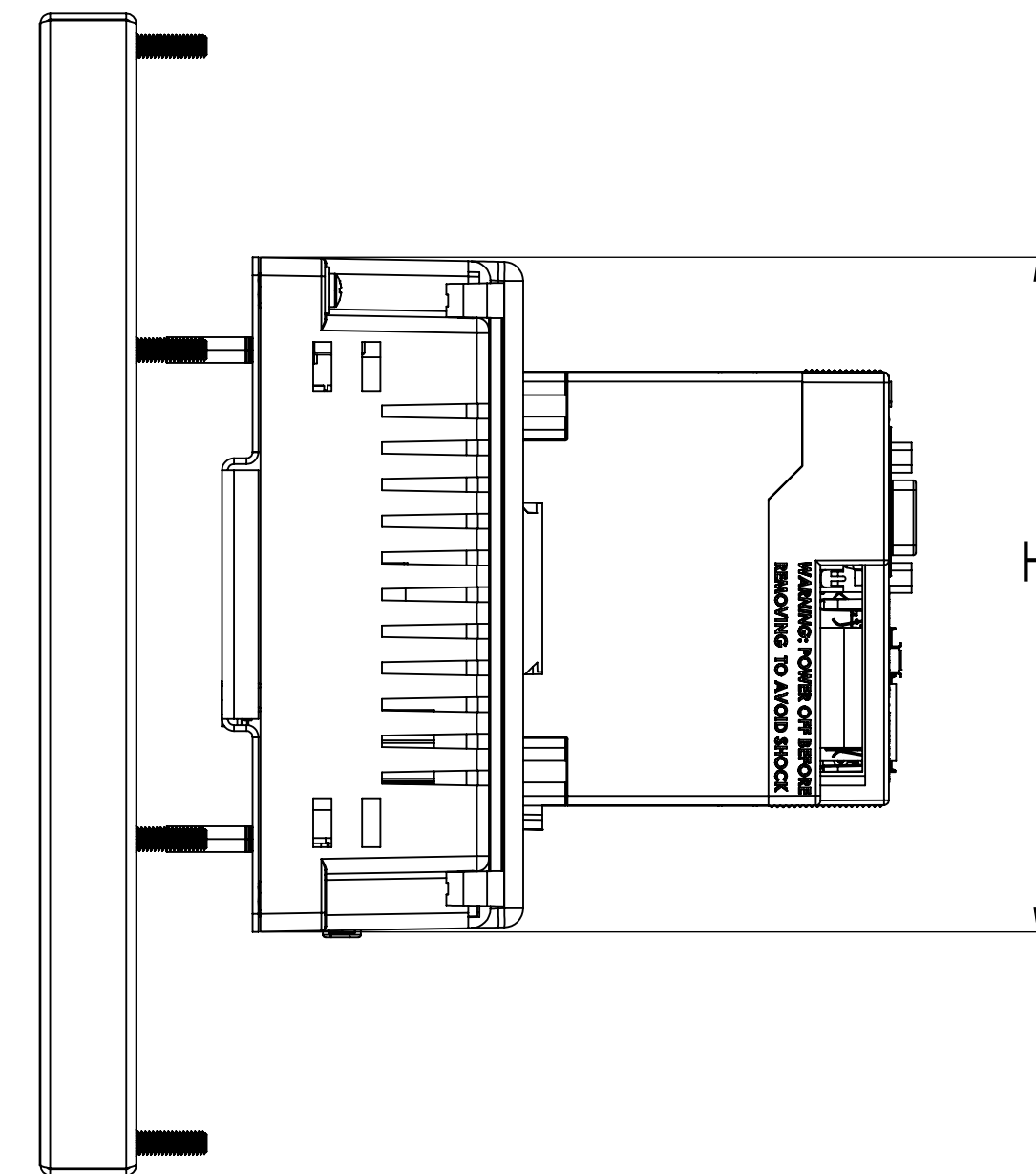
C

C



B

B



A

A

UNIT SIZE	A	B	C	D	E	F	G	H
7"	8.66 [220.0]	6.09 [154.7]	5.91 [150.1]	3.43 [87.1]	7.64 [194.1]	6.13 [155.7]	.78 [19.8]	5.52 [140.2]
8"	10.62 [269.7]	6.41 [162.8]	8.52 [216.4]	4.82 [122.4]	10.08 [256.0]	6.13 [155.7]	.78 [19.8]	5.52 [140.2]
10"	12.0 [304.8]	8.37 [212.6]	9.5 [241.3]	6.25 [158.8]	12.52 [318.0]	6.13 [155.7]	.78 [19.8]	5.52 [140.2]
12"	13.19 [335.0]	9.8 [248.9]	10.63 [270.0]	7.38 [187.5]	12.52 [318.0]	6.13 [155.7]	.98 [24.9]	5.52 [140.2]

PROPRIETARY AND CONFIDENTIAL
 THE INFORMATION CONTAINED IN THIS DRAWING IS THE SOLE PROPERTY OF EZV AUTOMATION. ANY REPRODUCTION IN PART OR AS A WHOLE WITHOUT THE WRITTEN PERMISSION OF EZV AUTOMATION IS PROHIBITED.

UNLESS OTHERWISE SPECIFIED:		NAME	DATE	EZ AUTOMATION
DIMENSIONS ARE IN MILLIMETERS		LRP		
TOLERANCES:		TITLE:		
FRACTIONAL	±	CHECKED		
ANGULAR	±	ENG APPR.	SG	
TWO PLACE DECIMAL	±	MFG APPR.		
THREE PLACE DECIMAL	±	Q.A.		
INTERPRET GEOMETRIC TOLERANCING PER:		COMMENTS:		
MATERIAL				
FINISH				
NEXT ASSY	USED ON			
APPLICATION	DO NOT SCALE DRAWING			

SIZE	DWG. NO.	REV
D		
SCALE: 1:2	WEIGHT:	SHEET 1 OF 1

8

7

6

5

4

3

2

1